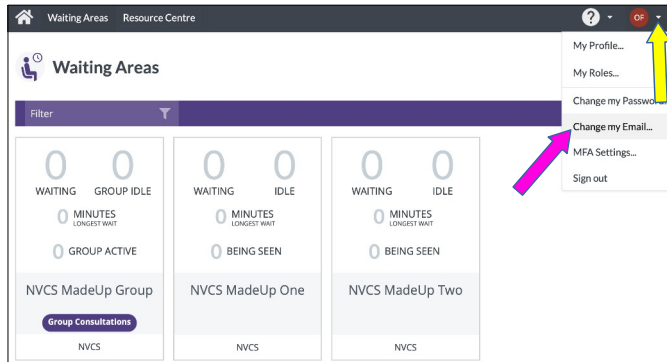
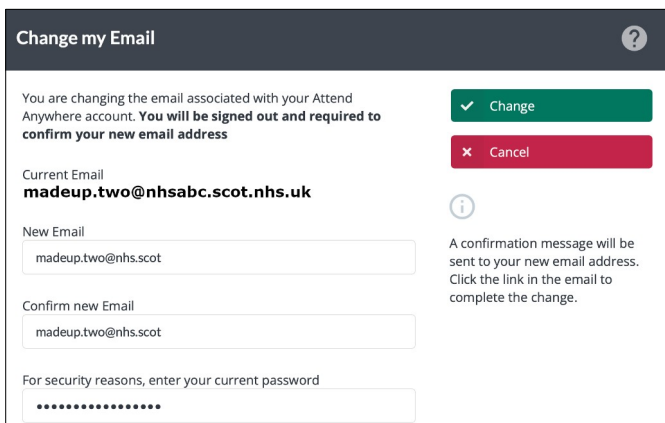


Near Me: Change your registered email address v1.6 (Dec 25)



Log into the platform as usual.

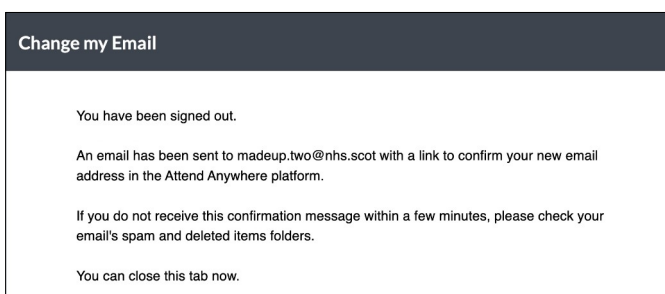
Click on the small arrow to the right of your initials or account profile picture (yellow arrow) and choose Change my Email from the drop-down menu (pink arrow).



At the following screen, please enter your new email address twice (copy and paste won't work).

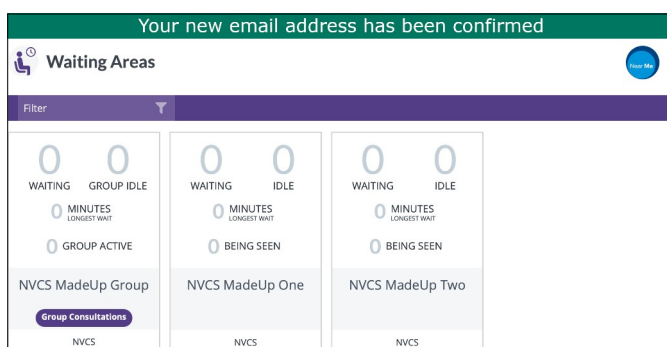
Then enter your login password.

Once done, click the **Change** button.



You'll be logged out and an email will be sent to your new address for confirmation. Click the link it contains to access the platform again.

Another email will be sent to your old email address. No action is required. You need no access to that old address.



This link contained within the address confirmation email will take you back to the login screen for the platform.

Login with your new email address and existing password.

You'll be taken to the home page where you'll briefly see a green banner confirming the change.