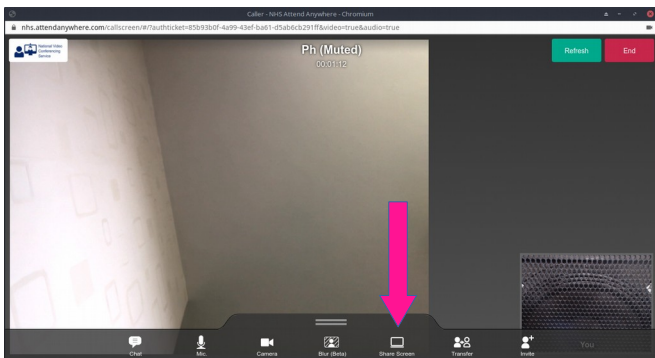


# National Video Conferencing Service

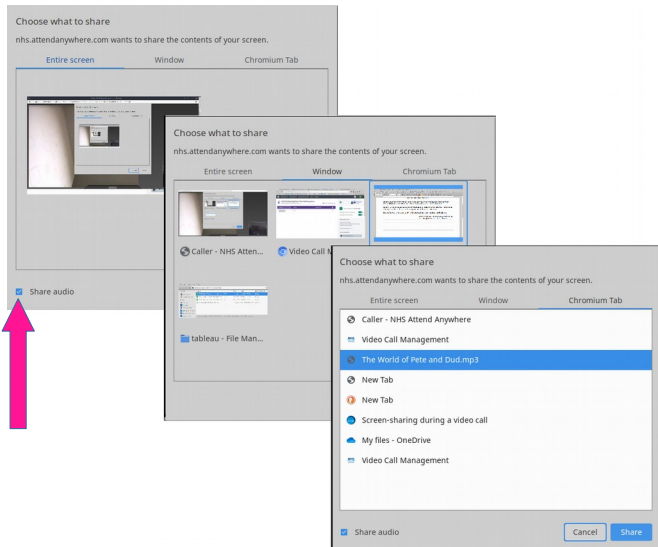
Email: [vc.support@nhs.scot](mailto:vc.support@nhs.scot)  
Telephone: 01224 816 666

## Near Me: Content Sharing v1.2

The ability to share content within a Near Me call varies by device and browser used, as does the ability to share audio with that content. Mobile device users can receive content but cannot share it.



While in a call, PC users can easily share content with other participants. To do so, click the Screen Share button from your call screen's lower menu.

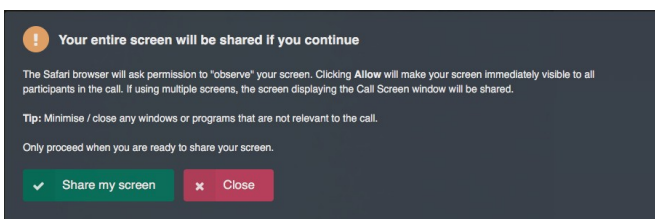


You now have some choices:

### Chrome/Edge

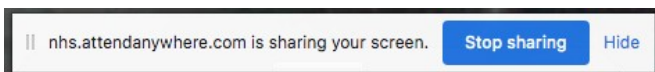
- Share entire screen (Windows users have the option to share with audio – pink arrow)
- Share an application window (no audio sharing possible)
- Share another tab – with the option to share audio (Windows and MacOS)

N.B. Chrome, without any plugins, can play many media files within a tab by simply dragging the file onto the open tab. That includes video files such as most mp4 or ogg files and audio formats such as mp3 and flac.



### Safari

Choosing the Share Screen button generates a message reminding you of a permission you'll need to grant and to close non-relevant windows as your whole screen will be shared. (Safari users cannot share audio in a Near Me call.)



Use the blue Stop Sharing button (at the bottom of your call screen) to stop sharing content.